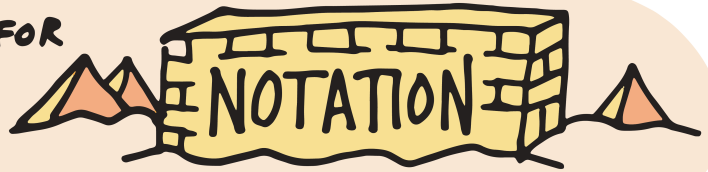


THE COMPOSER'S PLAYBOOK: DRAWING SOUND


YOU'VE FOUND A LOT OF COOL SOUNDS. AWESOME! BUT - HOW WILL YOU REMEMBER YOUR MUSIC ONCE YOU'VE COMPOSED IT?

AN ANCIENT MUSICAL SECRET FOR REMEMBERING AND ORGANIZING SOUNDS IS CALLED...



IN MUSIC NOTATION SIMPLY MEANS A DRAWING OF A SOUND. BY DESIGNING VISUAL SYMBOLS FOR SOUNDS, YOU CAN WRITE DOWN YOUR MUSIC SO YOU'LL ALWAYS REMEMBER IT!

NOTATION CAN BE ANYTHING...



...FROM SPECIFIC LINES & DOTS...



...TO MADE-UP PICTURES...



...TO SCRIBBLES!



AS A COMPOSER, YOU GET TO DECIDE WHAT KIND OF NOTATION YOU WANT TO USE TO EXPRESS YOUR SOUNDS.



LET'S MAKE A SOUND KEY

A SOUND KEY CAN HELP YOU REMEMBER THE SOUNDS YOU MADE BY MATCHING THEM TO NOTATION. FOR EXAMPLE:

ALEESIA FOUND 3 SOUNDS ON HER FLUTE AND MADE A SOUND KEY THAT LOOKS LIKE THIS:


SOUND	NOTATION
(1.) GLIDING FINGERS UP AND DOWN THE FLUTE KEYS	
(2.) PLAY THE FLUTE KEYS WITH NO WIND SOUND	
(3.) ROLL HEAD JOINT IN AND OUT WHILE BLOWING	

ON THIS SIDE, SHE DESCRIBED HOW TO MAKE EACH SOUND

AND ON THIS SIDE, SHE DREW A LITTLE SHAPE TO REPRESENT EACH SOUND.

BUT THAT'S NOT ALL!

ALEESIA'S COMPOSITION:



ALEESIA THEN WROTE DOWN HER NOTATION IN DIFFERENT ORDERS AND PATTERNS TO COMPOSE A NEW PIECE OF MUSIC (ALSO CALLED A COMPOSITION.)

(REMEMBER, YOU DON'T NEED AN INSTRUMENT TO FIND SOUNDS... YOU CAN USE ANYTHING!)

OKAY, NOW IT'S YOUR TURN.

TRY MAKING YOUR OWN SOUND KEY BY WRITING DOWN 3 SOUNDS AND DESIGNING NOTATION FOR EACH SOUND.

SOUND (DESCRIBE HOW TO MAKE THE SOUND.)	NOTATION (MAKE A DRAWING TO MATCH THE SOUND.)
(1.)	
(2.)	
(3.)	

HINT: IF YOU AREN'T SURE WHERE TO START, TRY USING SOME SOUNDS FROM YOUR SOUND SCAVENGER HUNT ACTIVITY!


NEXT, TRY ARRANGING YOUR NOTATION INTO AN ORDER THAT YOU LIKE, THE WAY THAT ALBESIA DID. (GIVE IT A NAME, TOO!)

My Composition: _____

BONUS:

IF YOU WANT TO MAKE MUSIC WITH A FRIEND, TRY DECIDING WHO PLAYS WHAT SOUNDS & TRADE BACK AND FORTH, OR PLAY EACH SOUND AT THE SAME TIME!!

LOOPS AND Melodies



THE SOUNDS IN YOUR SOUND KEY CAN BE USED TO MAKE MANY DIFFERENT MUSICAL INGREDIENTS. A MUSICAL COMPOSITION HAS DIFFERENT INGREDIENTS, LIKE A SANDWICH. JUST LIKE IN A SANDWICH THE INGREDIENTS CAN BE ENJOYED ONE-BY-ONE



BUT THEY ARE EVEN BETTER WHEN ENJOYED ALL TOGETHER!

TWO EXAMPLES OF MUSICAL INGREDIENTS ARE LOOPS AND MELODIES, AND BOTH USE SOUNDS IN A SPECIAL WAY. (NOT ALL MUSIC NEEDS A LOOP OR A MELODY, BUT LEARNING TO MAKE THEM CAN GIVE YOUR MUSIC SOMETHING fresh.)

LOOPS

ARE MADE BY ARRANGING

SOUNDS INTO PATTERNS THAT REPEAT OVER AND OVER AT A STEADY SPEED. FOR EXAMPLE, WITH WILLOW'S TV SOUNDS WE COULD MAKE A SIMPLE LOOP LIKE:



IF WE PLAYED THOSE SOUNDS IN ORDER, AT A STEADY SPEED, WE'D HAVE A LOOP! A COMPLEX LOOP LIKE:



MIGHT LOOK SCARY, BUT IF YOU LOOK CLOSELY IT ALSO HAS REPEATING PATTERNS. THIS IS WHAT MAKES A LOOP A LOOP!

SEE NEXT PAGE FOR MORE EXAMPLES!

Melodies

ARE ANOTHER IMPORTANT INGREDIENT IN MUSIC. A MELODY IS A STRING OF SOUNDS, ONE AFTER ANOTHER. USUALLY A MELODY IS MADE OF NOTES PLAYED ON AN INSTRUMENT OR SUNG BY A VOICE... BUT IF YOU NEED TO USE OTHER SOUNDS, THAT'S OK TOO! UNLIKE A LOOP A MELODY USES A COMBINATION OF LONG AND SHORT SOUNDS, AND USES LESS PATTERNS THAN A LOOP. A MELODY HAS 2 OR MORE SOUNDS, AND OFTEN HAS AN INTERESTING SHAPE. IF YOU KNOW THE MUSICAL NOTES OF YOUR INSTRUMENT, YOU CAN WRITE THEM DOWN, OR YOU CAN DRAW A SHAPE.

SEE NEXT PAGE FOR EXAMPLES!

The LOOP AND MELODY CHALLENGE

CAN YOU MAKE THE FOLLOWING DIFFERENT LOOPS AND MELODIES USING SOUNDS NEARBY?

GIVE IT A TRY!

LOOP CHALLENGES

DRAW A SYMBOL TO GO WITH EACH SOUND!

- 1.) MAKE A LOOP WITH ONLY HIGH SOUNDS
- 2.) MAKE A LOOP WITH ONLY LOW SOUNDS
- 3.) MAKE A LOOP WITH 1 HIGH, 1 LOW SOUND
- 4.) MAKE A LOOP WITH 1 SHORT, 1 LONG SOUND
- 5.) MAKE A LOOP THAT'S FAST
- 6.) MAKE A LOOP THAT'S SLOW
- 7.) MAKE A LOOP WITH 2 WEIRD SOUNDS
- 8.) MAKE A LOOP WITH NORMAL SOUNDS
- 9.) MAKE A LOOP WITH ONLY KNOCKING SOUNDS

MELODY CHALLENGES

DRAW A SHAPE THAT MATCHES EACH MELODY!

- 1.) MAKE A MELODY USING TWO NOTES.
- 2.) MAKE A MELODY USING THREE NOTES.
- 3.) MAKE A MELODY USING FOUR NOTES.
- 4.) MAKE A MELODY WITH A FAST RHYTHM
- 5.) MAKE A MELODY WITH A SLOW RHYTHM
- 6.) MAKE A BEAUTIFUL, SMOOTH MELODY
- 7.) MAKE AN UGLY, WEIRD MELODY

HAPPY COMPOSING!